


an Out Play



inspirational
playhouses



for boys and girls



Welcome to

garden play equipment that encourages both creative and physical play

No longer do you have to choose between the 'den' environment of a Wendy House or the functionality of an activity centre.

The AllOutPlay range of inspirational playhouses combines some of the best features of both types of equipment in new and exciting ways.

AllOutPlay playhouses are designed to stimulate creative and imaginative play - an unique combination of fantasy and fun that encourages outdoor physical activity.

Creative play is essential to a well-rounded upbringing. Children develop self-confidence, social skills and imagination.

As AllOutPlay playhouses encourage inventive play, they will be used more and will retain their appeal for longer than a simple Wendy House or climbing frame.

AllOutPlay playhouses have a great appeal to both boys and girls.



Just imagine

Children will instinctively recognise that the Castle can be a fairy palace, a Wild West fort, or a stage for medieval chivalry and pageantry. The Tower could house Rapunzel or something from Middle Earth. The Climbing Den could be a swamp hut or a tree house. They can sit quietly in a secret space high above the ground or have a crazy time climbing, crawling and swinging in a stimulating but safe environment.



energy • imagination • fantasy • fun

A real asset

AllOutPlay playhouses look great in any garden - solidly built and strikingly unusual. They are finished in an appealing natural green that becomes a warm honey brown with weathering before eventually fading to a silver grey after long term outdoor use. All Out Play playhouses blend well into any environment.

Each design includes an enclosed space that is great in all sorts of weather, but also allows your children to play securely in their own private fantasy world.



Superior quality

AllOutPlay playhouses are well designed and craftsman built by hand to a high quality specification. All our structures are easy to erect and dismantle. We use a premium grade Redwood Pine timber with a specially created 15mm or 20mm tongue and groove profile throughout. The quality planed timber is high-pressure treated against fungal decay infestation using non-toxic (CCA-free) liquids and

sourced from fully managed, renewable plantations. The hexagonal roofs are made from tough marine plywood and hardwood. All hanging bars are made from Douglas Fir.

- High pressure treated timber.
- All fixings are stainless steel or galvanised to prevent rust and corrosion.
- All bolts and screws are domed and/or countersunk for a safer playing environment.



Dear Parent

We started AllOutPlay inspirational playhouses three years ago because, as parents ourselves, we just could not find what we were looking for in the UK market. In that time we have gone from producing two playhouse designs to eight that can all be linked together or personalised with various accessories.

With the rise and rise of TV and computer games, we feel there is a strong case for new and different structures which will get kids outside, fire their imaginations and provide endless opportunities for creative fun and physical activity.

Our designs have all been tested by our own children and their friends, and often modified in the light of their comments!

We are confident your children will enjoy their AllOutPlay playhouses as much as ours do.



Jerry Turner
Jerry Turner managing director

• excitement • stimulation • adventure



Rocket



- External ladder through entrance onto first floor
- Internal wall mounted steps with access through open floor hatch to second floor
- Porthole windows giving light to both floors
- Internal Control Panel



Turret

- Hexagonal structure with flexibility to allow any arrangement of the side panels
- Internal wall mounted steps with access through open floor hatch to upper platform
- Wooden floor as base
- Arrow slit windows
- Upper arches can be created in side panels to fit accessories such as bridges and slides (see tower image for example)



Jungle Hut

- Appealing for those who want a den only
- Looks great in all gardens
- Wooden floor as base



Fort



- A compact version of the Castle
- External & internal wall mounted steps onto upper platform
- Three arched doorways
- Internal hanging bars
- Flagpole - flags also available
- Arrow slit windows
- Slide or bridge can be added to upper platform



Gatehouse

- Two sets of external wall mounted steps onto upper platform
- One arched door
- Arrow slit windows
- Can be used by itself as a platform for a slide
- Ideal for use with a bridge to link to another playhouse
- Shown with slide accessory



Castle

- External & internal wall mounted steps onto upper platform
- Three arched doorways
- Internal hanging bars
- Arrow slit windows
- Flagpole - flags also available
- Slide or bridge can be added to upper platform



Climbing Den

- Hexagonal structure with flexibility to allow any arrangement of the side panels
- Ladder included
- Additional upper arches can be created to fit accessories such as bridges and slides
- Base could be used as a sandpit underneath (membrane and cover not included)
- Shown with climbing bars and slide accessories

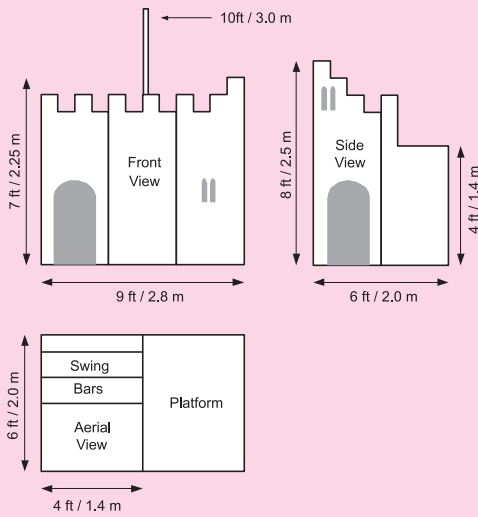


Tower

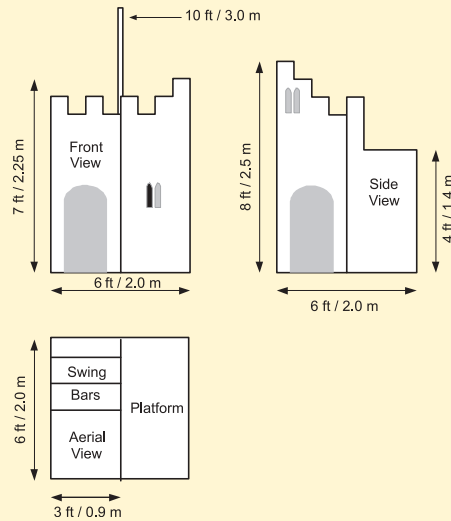
- Hexagonal structure with flexibility to allow any arrangement of the side panels
- Internal wall mounted steps with access through open floor hatch to upper platform
- Wooden floor as base
- Arrow slit windows
- Upper arches can be created to fit accessories such as bridges and slides
- Shown with ladder and slide accessories

• excitement • stimulation • adventure

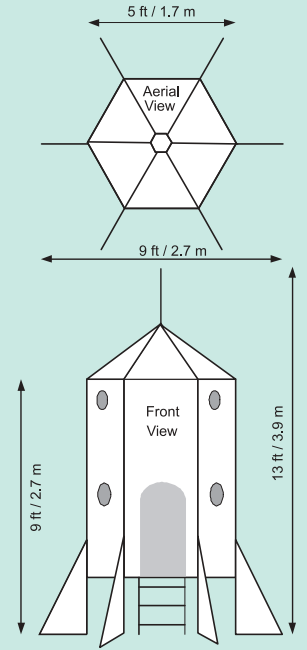
Castle



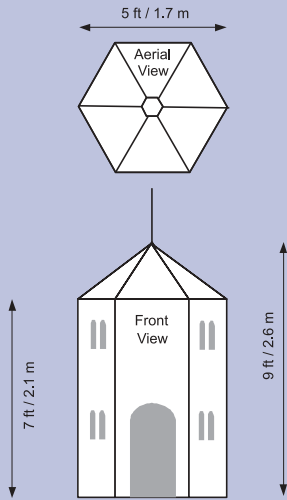
Fort



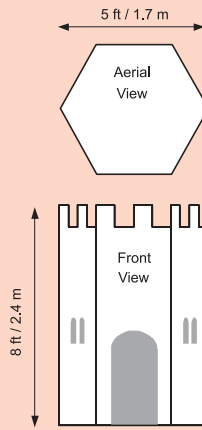
Rocket



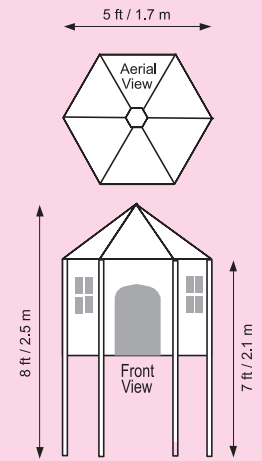
Tower



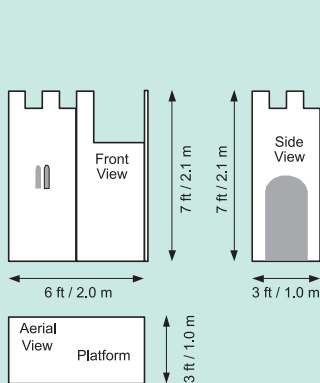
Turret



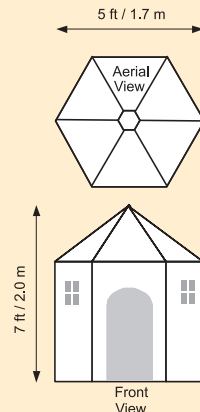
Climbing Den



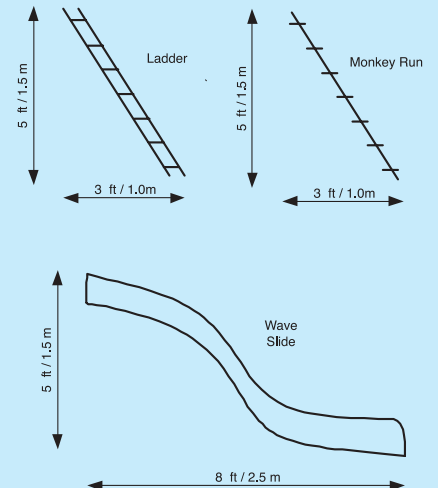
Gatehouse



Jungle Hut



Accessories





A bigger theatre

Many of the playhouses can be combined at any time with each other to offer an even more inspiring structure. Increase the opportunities for imaginary play with additional climbing, crawling and sliding possibilities.

The hexagonal structures are especially well suited to a modular approach. Each of the side panels are interchangeable so you can decide where the windows, door and upper arches are positioned and how the playhouses are connected.

AllOutPlay playhouses can be combined at the time of your first purchase or at a later date as your children grow.


As a further service we can produce a straightforward plan of your combination to help you visualise the positioning of the playhouses. Please speak to your retailer or contact us to arrange.



All the extras

Various accessories can be added to most playhouses such as a slide, a ladder or even a bridge to another structure.

- 1 Bridge
- 2 Ladder
- 3 Wave slide
- 4 Climbing bars
- 5 Monkey run
- 6 Flags



• excitement • stimulation • adventure

Safety

- AllOutPlay playhouses meet all current design and manufacturing safety legislation. They are compliant with British and European Standards BS5665 EN71 and are CE certified.
- AllOutPlay playhouses are for use in residential/domestic environments only.
- AllOutPlay playhouses should be installed on well drained, level ground with an impact reducing nature and texture, such as grass, bark or safety tiles. Your supplier will be happy to give you advice. Do not site on any hard surface such as concrete, patios or decking.
- 1.5 metres (5') should be kept clear around the edge of the structure to ensure safe play.
- As with all activity play equipment, we recommend that children are supervised by an adult during play.
- AllOutPlay playhouses are not suitable for children under the age of 3 years.
- Climbing and access are not allowed over walls, crenellations, hanging bars, handrails and onto roofs. Entry to platforms should be by ladders and steps only.
- Ground anchors are available to provide additional security for windy gardens and exposed sites.

Installation

Self Assembly

- The delivery only price includes shipment to the front door. On occasion we will use pallet despatch which will require roadside manual offloading assistance. Please inspect the components for damage prior to signing and accepting delivery.
- The structure is flat packed for assembly at home and contains all fixings. Full pictorial and written assembly instructions are supplied. All you need is a cordless power drill/driver.
- AllOutPlay playhouses can be easily assembled by two people within three hours and, as the structures are portable, dismantled within one hour.

AllOutPlay Installation

- The installation price includes assembling the structure at the designated location.
- Please take time to look at the route from parking to the playhouse location and advise us of any difficult sections (tight corners, steps, doors etc).
- Please ensure that the site is flat, level and even and any preparation (grass cutting, bark etc) is conducted prior to the assemblers' arrival. Please note that it is the responsibility of the customer to ensure that the structure is safely secured once erected.
- If you have a structure that requires ground anchors please establish that there are no utilities etc (water, sewerage, electricity) running underground.

Maintenance

- Like all children's play equipment, AllOutPlay equipment should be regularly inspected and the bolts and screws tightened, if necessary.


- If a particular colour effect is desired the treated timber can be painted or stained. Always follow the coating manufacturer's instructions.
- The visual appearance of your playhouse can be enhanced by the application of a brush-on water repellent product in line with the manufacturer's recommendations.
- The exterior grade ply roofs and the hanging bars should be painted annually with a high quality, water resistant sealant. Always follow the manufacturer's instructions.
- Care should be taken to avoid damaging the timber components during gardening (mowing, strimming, etc).

Guarantee

- The pressure treated timber components and durable hardwood roofs have a proven performance and will give long term protection against fungal decay and insect attack.
- All timber is guaranteed against fungal decay and insect attack for 5 years. This does not include timber effects such as shakes, knots and holes caused by the natural expansion and contraction of the timber or mechanical effects caused by wind and weathering.
- The guarantee is subject to proper installation and normal use and conditions. The guarantee covers exchange of damaged goods, but not any delivery, travel or labour costs involved in installation and replacement of parts.
- Workmanship and other materials are guaranteed for one year.

Call us NOW
to find out more

If you're interested in AllOutPlay playhouses and want to provide an environment to fire your children's imagination and creativity, you can visit our website www.alloutplay.co.uk to find the retailer that is most convenient for you. Alternatively, you could ring us on **01453 755161** and we will be pleased to direct you.



We reserve the right to improve and evolve the structures at any time, particularly to keep up with new safety requirements

Not suitable for children under 3 years



Simply Summerhouses
130 High Street
Trant
East Lothian
EH33 1HJ